






































Powder Coat Colour Chart

Powder coating is a durable, sustainable finish that's low-waste and solvent-free. We coat to your specifications using premium Dulux Zinc Shield Primers. All products are priced based on ONE standard advertised colour. Changing this ONE standard colour to one of the Specialty Colours is possible but does attract additional cost. Other colours also available from the Dulux & Interpon Powder Coat Ranges.

→ Standard Colours

			
Black Satin	Black Ripple	Charcoal	Monument
			
Anotec Dark Grey	Woodland Grey	Notre Dame	Iron Stone
			
Basalt Grey	APO Grey	Shale Grey	Deep Ocean Blue
			
Navy Blue	Dark Violet	Blaze Blue	Mistletoe
			
Cottage Green	Pale Eucalypt Satin	Jasper Satin	Manor Red
			
Signal Red	Orange X15	Golden Yellow	Lemon Yellow
			
Paperbark	Surfmist	White Satin	

→ Speciality Colours

			
Textura Black	Lunar Eclipse	Vivica Charcoal Metallic	Citi Pearl
			
Leaf Satin	Reef Gloss	Moonlight Satin	Electro Gold Pearl
			
CoreTen GX	Flame Gloss		